

Release note

Technical metadata management

Release date: 6 April 2015

You probably use Movidata every day to manage the *editorial* metadata for your content, but did you know that lurking beneath the surface there may be a wealth of *technical* metadata describing the media files delivered to your online video platforms?

We've added features that enable you to create, retrieve, update, and delete that technical metadata.

This note describes what has changed in full, and as usual you can contact **support** or your technical account manager for further clarification.

BeBanjo reference(s)

Application	Issue	Title
movidata	3161	Technical metadata management

Assets, Renditions, Audio Tracks, Subtitles. Oh my!

In Movida, Assets are intended to represent the different *editorial versions* of a Title, not the different *technical representations* of a Title. Say what?

Here's an example of why a Title might have multiple Assets: imagine you use Movida to manage VOD catch-up for a linear channel. The linear channel hosts a long running reality show where a weekly episode airs live and is subsequently made available for VOD immediately after the end of transmission.

There would be a Title in Movida for an Episode and that would initially have a single Asset. Shortly after the Episode is made available for VOD the production team notice some inappropriate product placement (sneaky celebs!) and a revised version of the Episode is created; that new version is represented by a *new* Asset (i.e. the programme is the same, but the content is slightly different).

So, I hear you ask, what's a Rendition? Well, imagine that your content is delivered to multiple online video platforms that use different protocols (e.g. Smooth Streaming and HTTP Live Streaming). The different files produced for each platform are commonly referred to as Video Renditions, or more succinctly as Renditions, and the technical metadata that describes a Rendition often needs to be included in the publications delivered to the platforms by Movida.

If you're partial to an analogy, think of the Asset as the music and lyrics for a song, and the Rendition as a recording of those by a particular artist...

Until now, Renditions have not been visible in the Movida user interface. This was because they are generally created and updated via an integration with a Media Asset Management system. That's all well and good for robots, **replicants**, or **cylons** but for us mere mortals it was difficult to understand what is available for an Asset or to troubleshoot and fix problems.

We've fixed that omission by adding full support for Renditions in the user interface to enable you to create, retrieve, update, and delete Renditions. Marvellous!

These features use the same conventions you've come to know and love in Movida, so it won't take you long at all to find your way around. But just in case, the main features are described in the following pages.

Assets

An Asset can have many Renditions and each Rendition can also have many Subtitles and Audio Tracks. A single Subtitle or Audio Track can only belong to a single Rendition, and a single Rendition can only belong to a single Asset. Simple!

The Assets section in the sidebar of the Catalog, for Titles, now contains sub-sections for Renditions, Audio Tracks, and Subtitles:

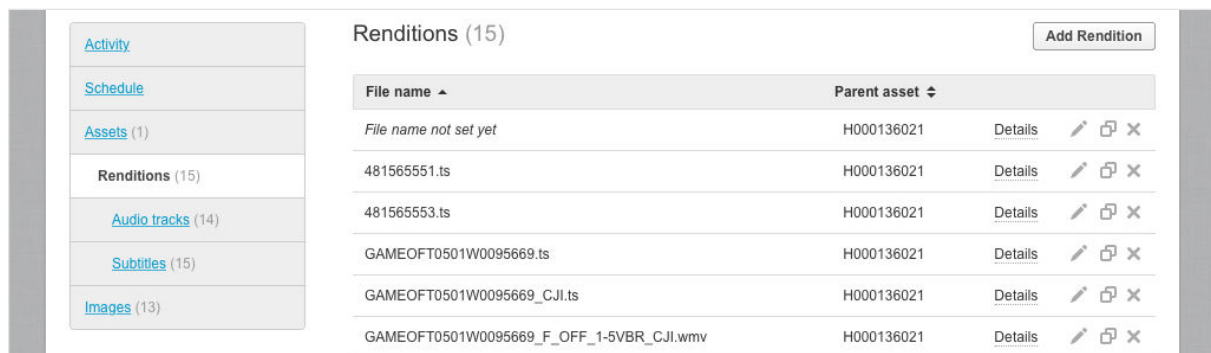


Name	Segments	Renditions	Description
H000136021	0	15	Dalet

The list of Assets shows how many Renditions are associated to a given Asset. Please note that deleting an Asset will also delete any associated Renditions, Audio Tracks, and Subtitles. If you duplicate an Asset then the associated Renditions, Audio Tracks, and Subtitles are **not** duplicated.

Renditions

The **Renditions** sub-section lists **all** the Renditions for **all** Assets, and clearly shows the *parent* Asset for each Rendition:

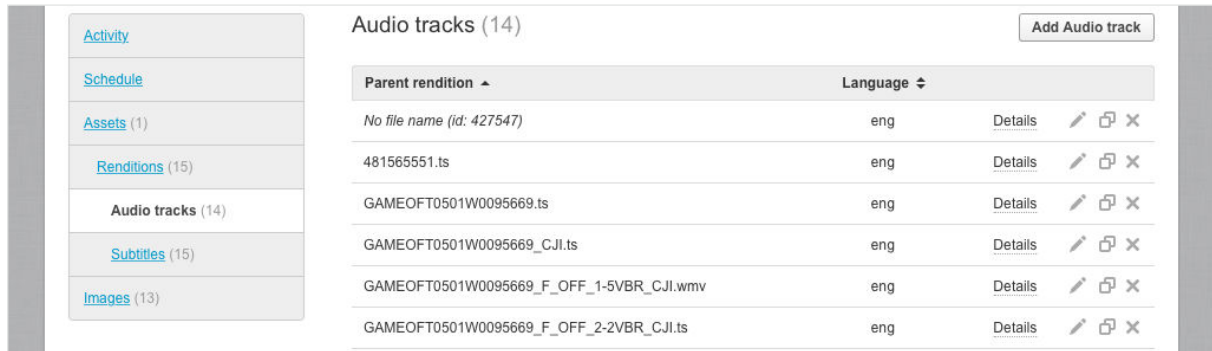


File name	Parent asset
<i>File name not set yet</i>	H000136021
481565551.ts	H000136021
481565553.ts	H000136021
GAMEOFT0501W0095669.ts	H000136021
GAMEOFT0501W0095669_CJI.ts	H000136021
GAMEOFT0501W0095669_F_OFF_1-5VBR_CJI.wmv	H000136021

Clicking **Details** shows a popover summarising the Rendition; the usual edit, duplicate, and delete actions are available for each Rendition. Please note that deleting a Rendition will also delete any associated Audio Tracks and Subtitles. If you duplicate a Rendition then the associated Audio Tracks, and Subtitles are **not** duplicated. If you choose the **Add Rendition** option you will be asked to pick a parent Asset.

Audio Tracks

The **Audio tracks** sub-section lists **all** the Audio Tracks for **all** Renditions, and clearly shows the *parent* Rendition for each Audio Track:



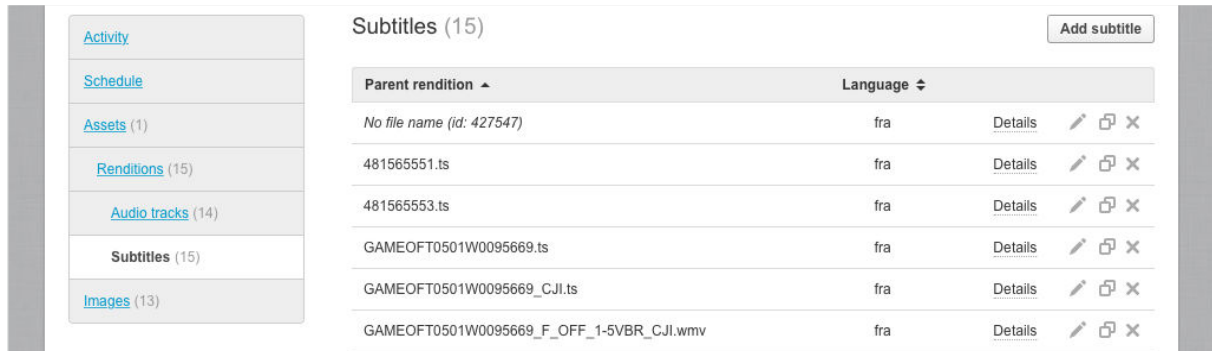
The screenshot shows the 'Audio tracks (14)' section. On the left is a navigation menu with options: Activity, Schedule, Assets (1), Renditions (15), Audio tracks (14) (selected), Subtitles (15), and Images (13). The main content area displays a table with the following data:

Parent rendition	Language	Actions
No file name (id: 427547)	eng	Details, Edit, Duplicate, Delete
481565551.ts	eng	Details, Edit, Duplicate, Delete
GAMEOFT0501W0095669.ts	eng	Details, Edit, Duplicate, Delete
GAMEOFT0501W0095669_CJI.ts	eng	Details, Edit, Duplicate, Delete
GAMEOFT0501W0095669_F_OFF_1-5VBR_CJI.wmv	eng	Details, Edit, Duplicate, Delete
GAMEOFT0501W0095669_F_OFF_2-2VBR_CJI.ts	eng	Details, Edit, Duplicate, Delete

Clicking **Details** shows a popover summarising the Audio Track; the usual edit, duplicate, and delete actions are available for each Audio Track. If you choose the **Add Audio track** option you will be asked to pick a parent Rendition.

Subtitles

The **Subtitles** sub-section lists **all** the Subtitles for **all** Renditions, and clearly shows the *parent* Rendition for each Audio Track:



The screenshot shows the 'Subtitles (15)' section. On the left is a navigation menu with options: Activity, Schedule, Assets (1), Renditions (15), Audio tracks (14), Subtitles (15) (selected), and Images (13). The main content area displays a table with the following data:

Parent rendition	Language	Actions
No file name (id: 427547)	fra	Details, Edit, Duplicate, Delete
481565551.ts	fra	Details, Edit, Duplicate, Delete
481565553.ts	fra	Details, Edit, Duplicate, Delete
GAMEOFT0501W0095669.ts	fra	Details, Edit, Duplicate, Delete
GAMEOFT0501W0095669_CJI.ts	fra	Details, Edit, Duplicate, Delete
GAMEOFT0501W0095669_F_OFF_1-5VBR_CJI.wmv	fra	Details, Edit, Duplicate, Delete

Clicking **Details** shows a popover summarising the Subtitle; the usual edit, duplicate, and delete actions are available for each Subtitle. If you choose the **Add Subtitle** option you will be asked to choose a parent Rendition.