

Release note

Finding metadata errors in the Schedule page

Release date: 22 June 2015

The Schedule page shows the result of all your hard work, and most importantly shows you where there are problems with the Rights or Publications for a Schedule Entry. Problems with Rights do not stop you from publishing, but metadata errors must be fixed before you can publish. A new feature for the Publication status filter lets you find specific metadata errors much more quickly.


This note describes what has changed in full, and as usual you can contact **support** or your technical account manager for further clarification.

BeBanjo reference(s)

Application	Issue	Title
movida	3768	Filter Schedule page by metadata errors

A new filter, a new dawn!

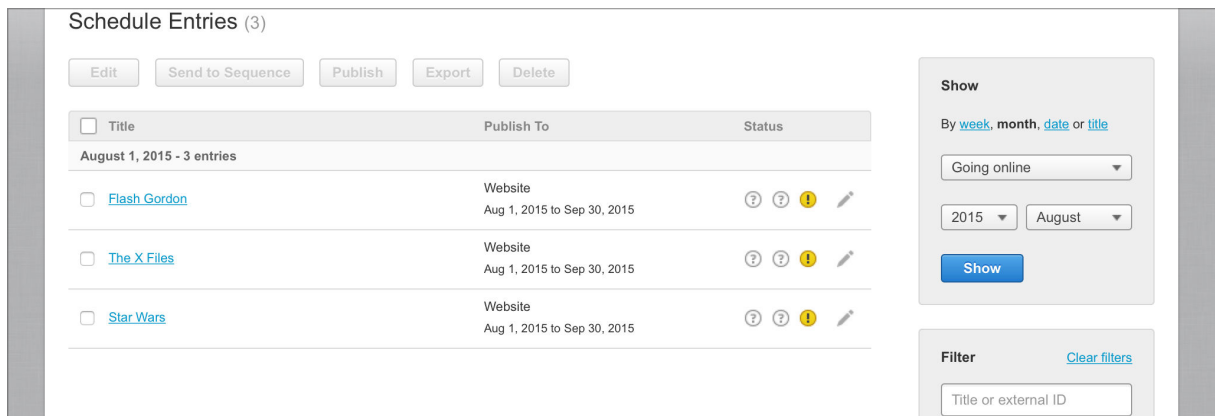
When you select the **Has metadata errors** option in the **Publication statuses** filter you'll see an additional **Metadata Error** filter pop into existence:



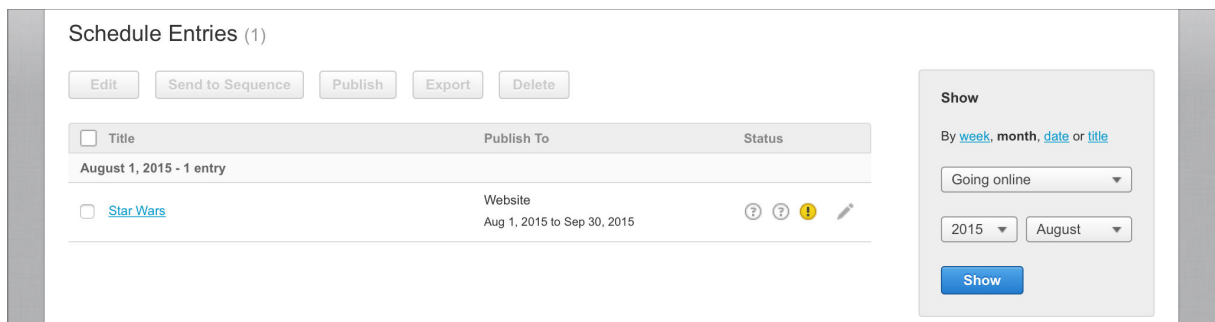
That filter lets you search for Schedule Entries where the *description* of a metadata error contains the text you enter. Remember, the metadata errors you encounter may be very specific to your company and the platforms you deliver content to. Here's a typical example of the metadata errors you might encounter:

- exhibition window: attribute editorial version is required
- title: metadata Spanish:Spanish Short Description must be present
- title: metadata Title:Brief Name must be present
- title: metadata Title:Category must have at least 1 element
- title: metadata Title:Medium Description must be present

When you filter the Schedule page and you see several Schedule Entries with errors there's no indication of *what* the actual metadata error is:



But, fear not! Now you can use the new Metadata Errors filter to narrow your search. In this example filtering for **spanish** returns just one Schedule Entry:



In other words, only the Schedule Entries with this metadata error are being shown: **title: metadata Spanish:Spanish Short Description must be present**. *Nifty!*

It's important to remember that the new Metadata Errors filter behaves like other filters in Movida and therefore phrasing is important. For more details refer to the release note for [Elasticsearch in Movida and Sequence](#).

As an example, filtering for **title medium** will show a Schedule Entry with these two metadata errors:

- title: metadata Title:**Title** must be present
- title: metadata Title:Summary **Medium** must be present

But, filtering for **"title medium"** (i.e with quotes) will only show Scheduled Entries where the metadata error contains that exact phrase, for example:

- title: metadata Title:**Title Medium** must be present

Sometimes what you don't want is important too...

If you need to work on Schedule Entries that do *not* have a specific metadata error then simply prefix your filter with a hyphen (-).

As an example, filtering for **-"title:medium description"** will only show Schedule Entries whose metadata errors do *not* include **"Title:Medium Description"**.