

# Release note

## Schedule Page Statuses

### Release date: 20 January 2014

We've improved how **rights**, **workflow**, and **publication** statuses are displayed in the Schedule page; this is the first step in improving the layout of the whole Schedule page.

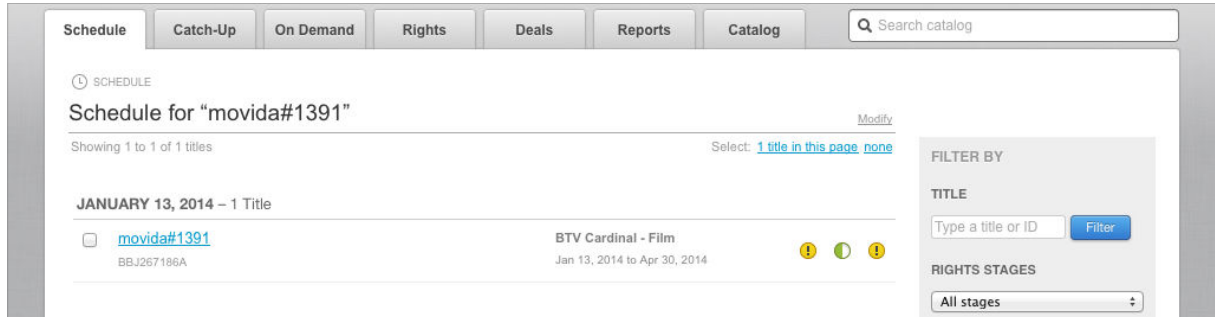
This note describes what has changed in full, and as usual you can contact **support** or your technical account manager for further clarification.

### BeBanjo reference(s)

Application	Issue	Title
movida	1391	Display publication notifications from platforms in the UI

## Schedule

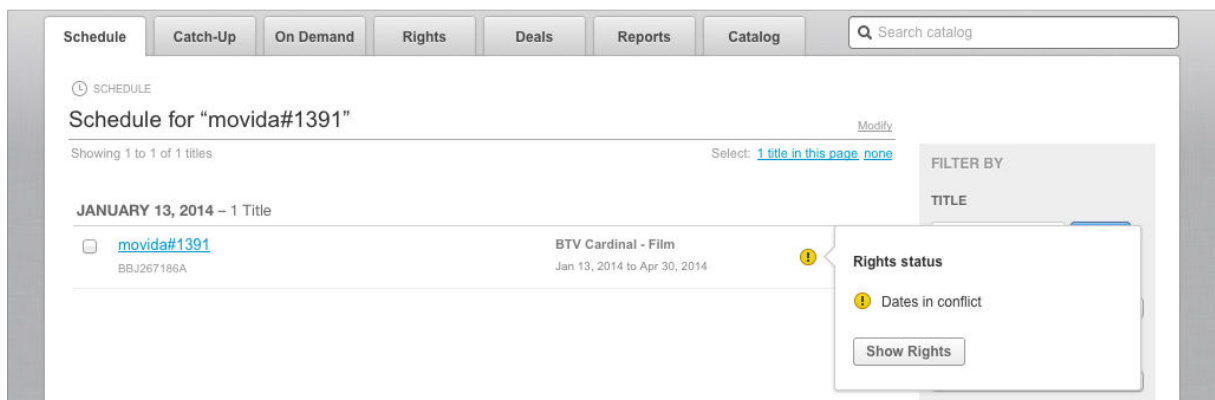
Next to each Scheduling shown in the **Schedule** page there are three statuses displayed: **rights**, **workflow**, and **publication**. How these statuses are displayed to a user has been improved.



Firstly, to see the detail for a particular status you now **click** the appropriate status icon, instead of *hovering* the mouse pointer over the icon; this means that the pop-up doesn't disappear if you move the mouse or scroll the Schedule page. Secondly, the pop-ups themselves are now easier to read. And thirdly, the status icons themselves are more consistent in their appearance, no more clouds! Each status is described in detail below.

## Rights Status

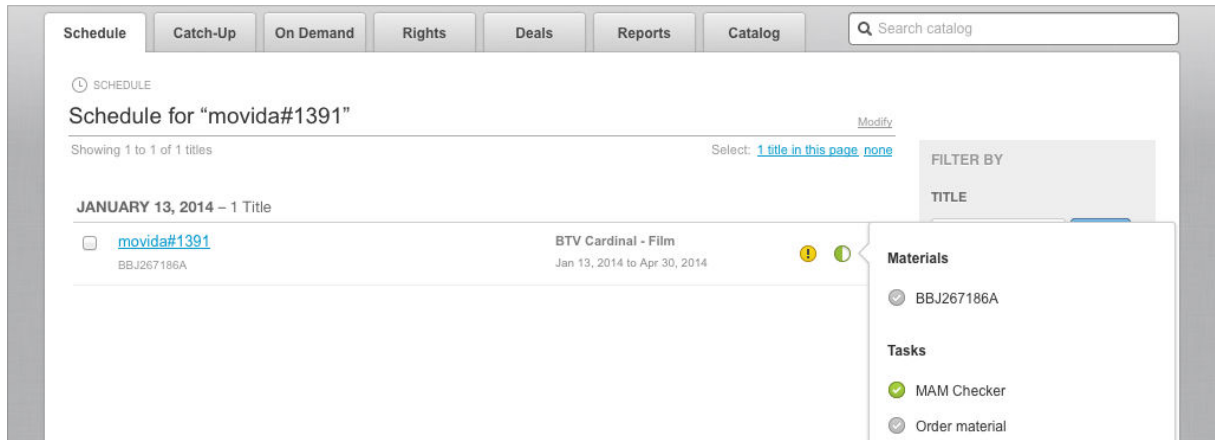
The statuses you'll see here in the pop-up are: **No rights available**, **Rights available**, **Awaiting clearance**, **Dates in conflict**, **Not cleared to go online**, **Rights cleared to go online**, and **Rights denied**. Here's an example:



The **Show Rights** button will take you to the Rights page for the Series or Feature.

## Workflow Status

The only status you'll see here in the pop-up is: **No workflow created**. When the status is **In progress** or **Done** the pop-up shows the status of the materials and tasks, like this:



The screenshot shows the 'Schedule' tab for 'movida#1391'. A pop-up window is open over the table entry for 'movida#1391'. The pop-up is divided into two sections: 'Materials' and 'Tasks'. Under 'Materials', there is a checked item 'BBJ267186A'. Under 'Tasks', there are two items: 'MAM Checker' (checked) and 'Order material' (checked).

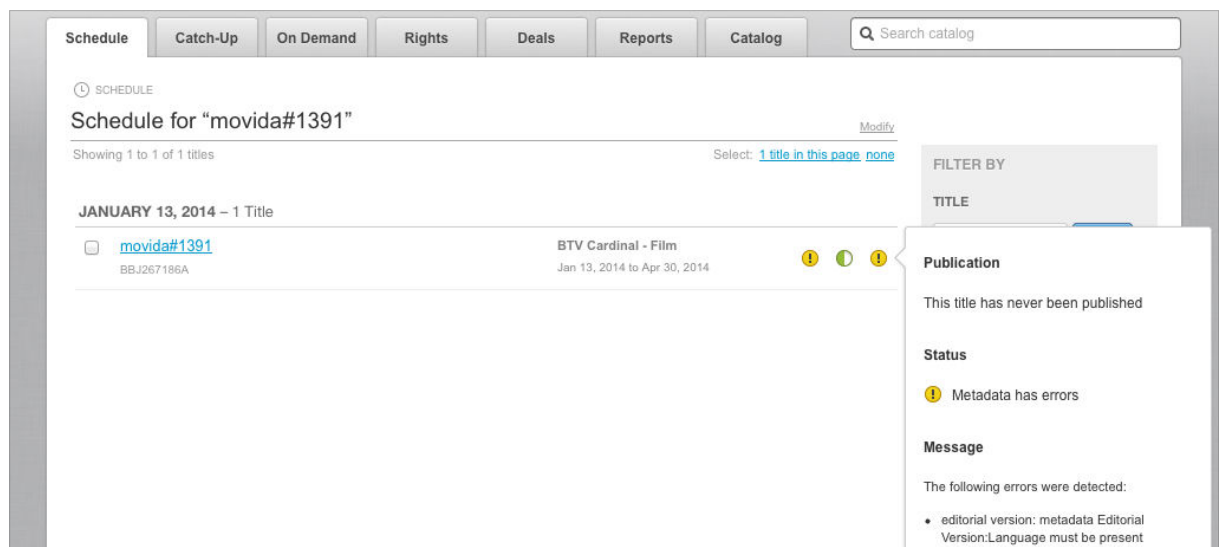
The **Show in Sequence** button (not shown above) will open the Workflow tasks page in Sequence for the corresponding Title.

## Publication Status

The statuses you'll see here in the pop-up are: **Metadata has errors**, **Publication sent**, **Metadata differs from published version and it can now be republished**, **Metadata can now be published**, **In the publish queue**, **Publication sent**, **Publication failed**, or **Published**.

The pop-up will provide information about the publication, e.g. **Published about N hour ago**, **Waiting for platform notifications**, **Published successfully N minutes ago**, **Published N minutes ago but the platform rejected it**, or **This title has never been published**.

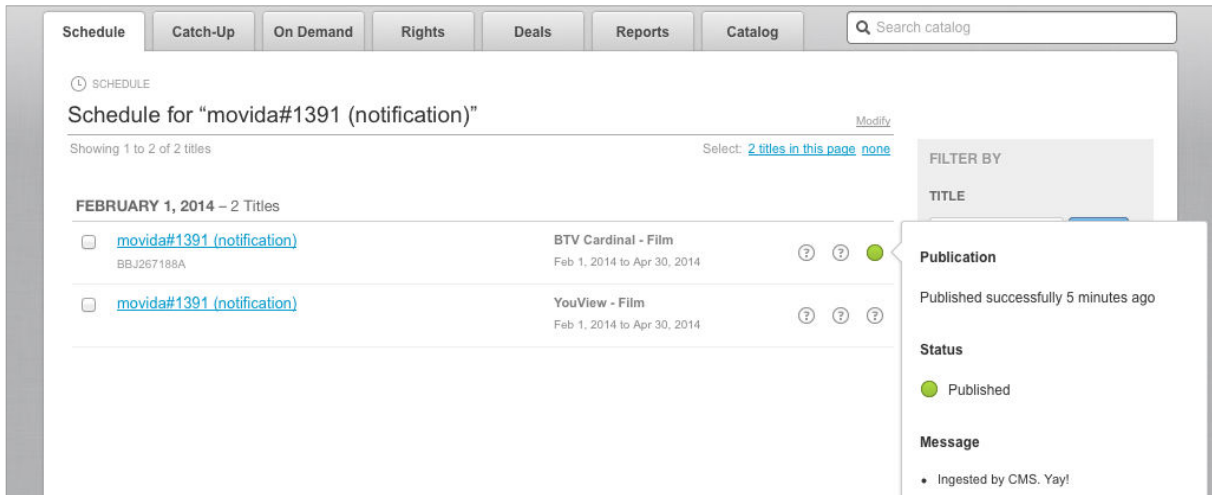
If the status is **Metadata has errors** then the errors are displayed in the message section of the pop-up, like this:



The screenshot shows the same 'Schedule' tab for 'movida#1391'. A pop-up window is open over the table entry for 'movida#1391'. The pop-up is titled 'Publication' and contains the following information:
 

- Publication:** This title has never been published
- Status:** Metadata has errors (indicated by a yellow warning icon)
- Message:** The following errors were detected:
  - editorial version: metadata Editorial Version:Language must be present

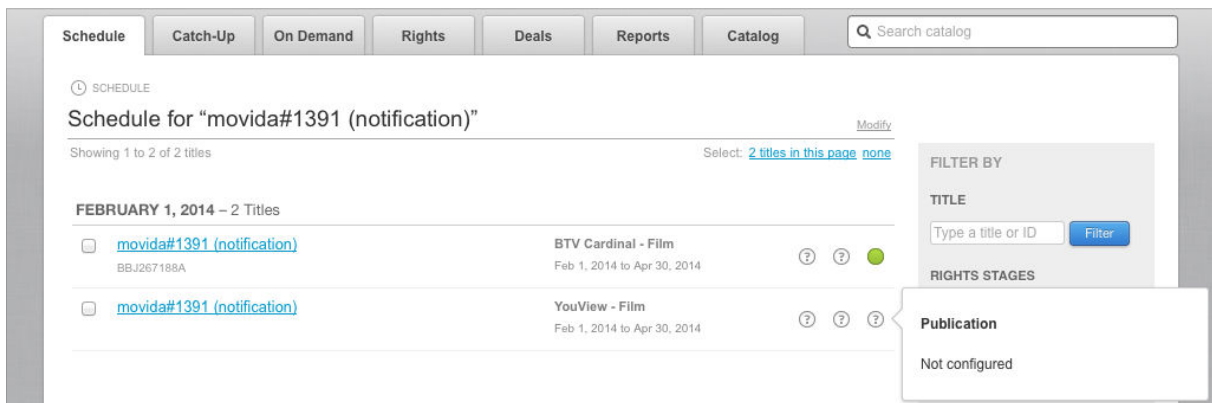
If the "notifications" feature is enabled and the status is **Publication failed** or **Published** then you'll see a message from the platform, like this:



The screenshot shows the 'Schedule' tab for 'movida#1391 (notification)'. It displays two titles for February 1, 2014: 'BTV Cardinal - Film' and 'YouView - Film'. A notification pop-up is visible on the right, indicating that the publication was successful. The notification details are as follows:

Publication
Published successfully 5 minutes ago
Status
<span style="color: green;">●</span> Published
Message
<ul style="list-style-type: none"> <li>Ingested by CMS. Yay!</li> </ul>

Please note that if publication is not enabled for the Schedule then the Publication status is always **Not configured**, like this:



The screenshot shows the 'Schedule' tab for 'movida#1391 (notification)'. It displays two titles for February 1, 2014: 'BTV Cardinal - Film' and 'YouView - Film'. A notification pop-up is visible on the right, indicating that the publication is not configured. The notification details are as follows:

Publication
Not configured