

Release note

Publication and metadata statuses

Release date: 13 June 2016

We're changing the schedule page of Movida to display one extra column of statuses (a.k.a. the skittles!). We've split the old publication status into two, more granular, statuses. We expect this change to allow you to know more about the metadata and publication status of your schedule entries at a glance. Also, it will give you better popovers and more granular filtering powers.

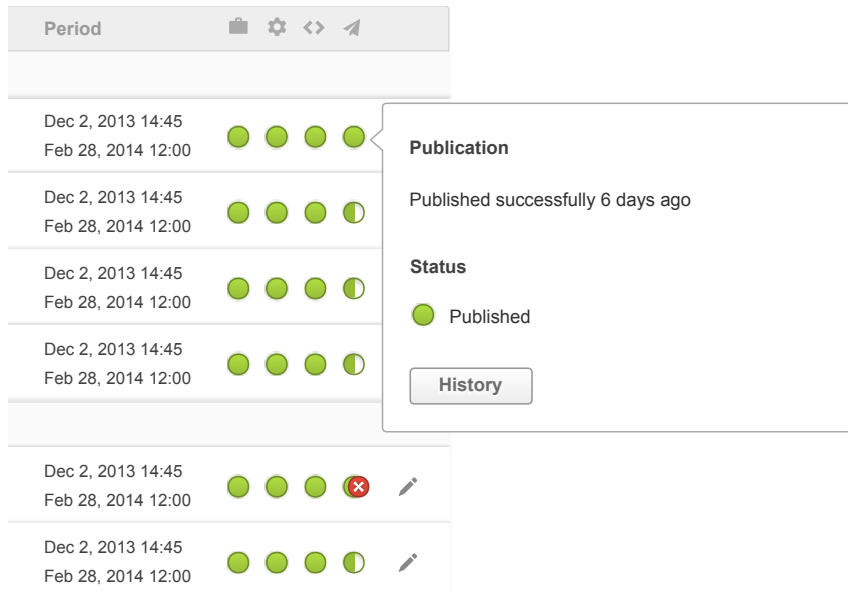
This note describes those changes in full, and as usual you can contact support or your Technical Account Manager for further clarification.

BeBanjo reference(s)

Application	Issue	Title
movida	4814	Publication and metadata statuses in schedule page

New columns in the schedule page

So, yes, there are now four columns of status in the Schedule page:



The first two columns haven't changed, they show the Rights status and the Workflow status of each schedule entry exactly as they used to.





The last two columns are the result of splitting the old Publication status. By using two columns instead of one, Movid is able to give you more granular information about the status of each entry in your schedules.

In the following sections, you'll find a description of each of the new possible values of these two statuses, but you should know that, when in doubt, you just need to click on each of the *skittles* to display a popover which will give you additional information about each status.

Metadata status

The third column in the schedule page shows what we call the Metadata status. This will tell you whether the current metadata of each schedule entry is valid or has metadata errors.






Possible values:

	Invalid. The schedule entry has metadata validation errors.
	Valid. The schedule entry has no metadata validation errors.
	Calculating. The status of the schedule entry is being calculated at the moment.
	Not configured. The platform of the entry is not configured for metadata publication.

Publication status

The fourth and last column in the schedule page shows what we call the Publication status. This will tell you about the outcome of the latest publication, whether the content is in the platform or not and whether there are metadata changes pending to publish.

Possible values:

<input type="radio"/>	Never published. The schedule entry has never attempted to be published.
<input checked="" type="radio"/>	Published. The schedule entry was published to the platform, and there are no changes pending to publish.
	In progress. The schedule entry is in the process of being published to the platform.
	Not in sync. The schedule entry was published to the platform, but there are metadata changes pending to publish.
	Failed. The schedule entry failed to be published to the platform in all attempts.
	Failed, but previously published. The latest attempt to publish failed, but the previous publications were successful.
	Not configured. The platform of the entry is not configured for metadata publication.

Filters

And that's not all! You'll also be able to filter by any of the values above thanks to two new options in the filter bar at the top of the page:



The filter bar contains two rows of dropdown menus. The first row has 'Metadata status' with a dropdown arrow, 'is' with a dropdown arrow, and 'Valid' with a dropdown arrow. The second row has 'Publication status' with a dropdown arrow, 'is not' with a dropdown arrow, and 'In progress' with a dropdown arrow.